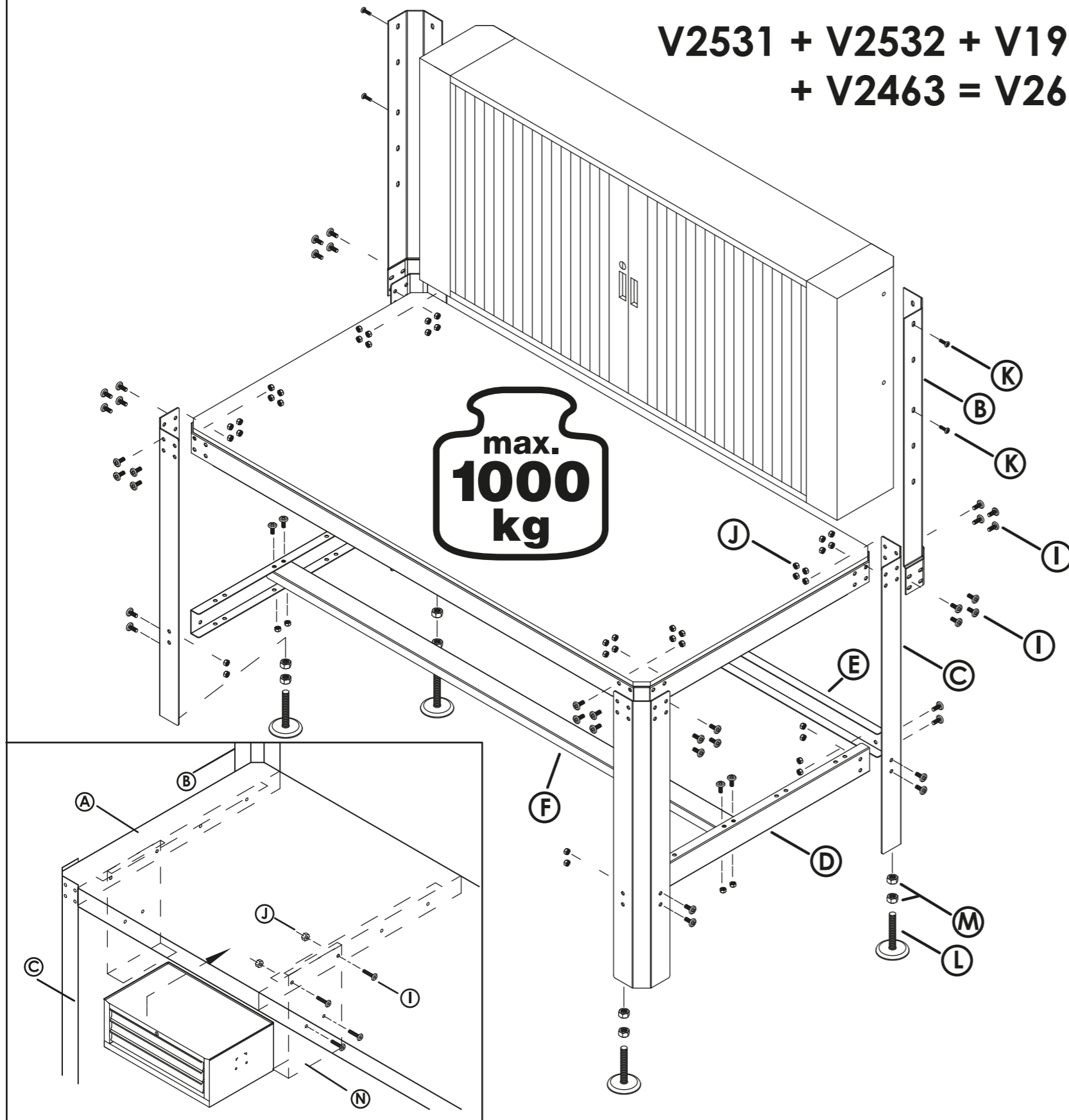


Aufbauanleitung / Assembly Instruction

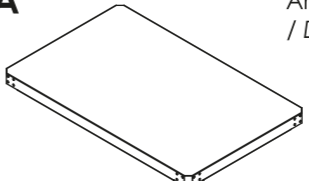
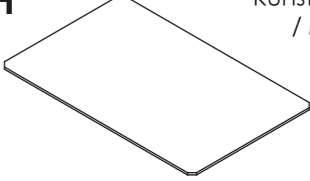
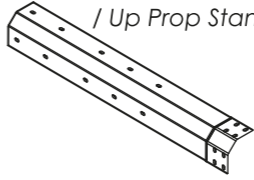
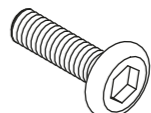

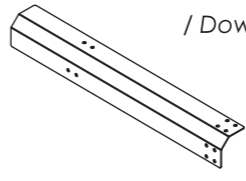
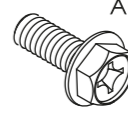
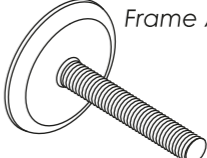
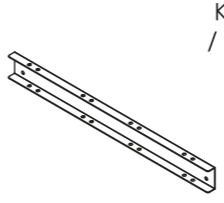
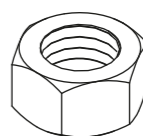
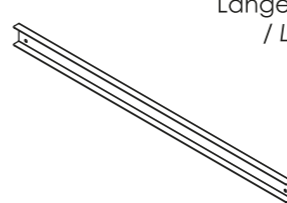

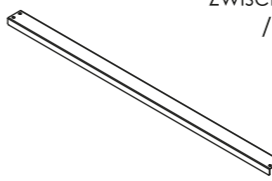
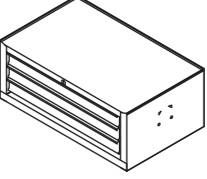
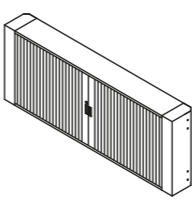
V 2531



**V2531 + V2532 + V1902
+ V2463 = V2604**



Einzelteilübersicht / Parts List

Einzelteilbezeichnung Part Name	Menge QTY	Einzelteilbezeichnung Part Name	Menge QTY
A  Arbeitsplatte / Desk Board	1	H  Kunststoffplatte / PVC board	1
B  Halteung für V2532 / Up Prop Stand for V2532	2	I  Flache Sechskant Schraube / Flat Hex Bolt (M8x15mm)	56
		J  Mutter / Nut (M8)	52
C  Tischbein / Down Prop Stand	4	K  Aussensechskantschraube / Nut Screw (M6x15mm)	4
		L  Höhenverstellbarer Fuss / Frame Adjustable System	4
D  Kurze Abstützung / Brace Short Side	2	M  Mutter / Nut (1/2")	8
E  Lange Abstützung / Long Brace	1	N  Haltebleche für V1902 / Chest Rack for V1902 (optional)	2
F  Zwischenabstützung / Across Brace	1	O  Unterschrank für Werkbank / Drawer Chest (optional)	1
G  Aufsatzschrank / Backcabinet (optional)	1		